

5219

B. J. Srinivasa



Program Book

Community Service Project



AP STATE COUNCIL OF HIGHER
EDUCATION

(A STATUTORY BODY OF GOVERNMENT OF ANDHRA PRADESH)

SURVEY ON BLOOD GROUPING TEST AT JALARIPETA

BY

BAKA SHARONROJA

REGD.NO:: 720130805219



Estd : 1860

**PROJECT WORK SUBMITTED TO MRS. A.V.N COLLEGE,
AFFILIATED TO ANDHRA UNIVERSITY, VISAKHAPATNAM FOR
THE PARTIAL FULFILMENT OF DEGREE OF**

BACHELOR OF SCIENCE

2020 – 2023

DECLARATION

I, **BAKA SHARONROJA**, Student of III B.Sc – C.B.Z, Mrs. A.V.N College, affiliated to Andhra University here by declared that this project entitled “**Survey On Blood Grouping Test at Jalaripeta Area**” is a genuine work carried out by me under the guidance of **Mr.P VENKATA RAO**, Lecturer in Chemistry and **P.Krishna Kumari**, HOD. Mrs.A.V.N College, Visakhapatnam, Andhra Pradesh. Furthermore, this project work was not submitted to any other institution or University for awarding any Degree.

DATE: 16/03/2023

PLACE: Visakhapatnam

B. Sharonroja

Name & Signature of the student

MRS. A.V.N COLLEGE

VISAKHAPATNAM – 530001

ANDHRA PRADESH

P.VENKATA RAO

Lecturer

Department Of Chemistry



Mobile :6302816236

CERTIFICATE

This is to certify that project entitled as "Survey on Blood Grouping Test at Jalaripeta Area" is bonafide work done by **BAKA SHARONROJA** (Regd.no:720130805219), B.Sc – C.B.Z student under my guidance. I certify that the project work done by him/her is original and has not been submitted to any other information.


(M.Simhadri Naidu)

PRINCIPAL
PRINCIPAL
Mrs. A.V.N. COLLEGE
VISAKHAPATNAM


(P.Venkata Rao)

MENTOR

Program Book
for
Community Service Project

Name of the Student: B. Sharanioja

Name of the College: Mrs. AVN College

Registration Number: 720130805219

Period of CSP: From: ~~Oct-1-2022~~ October-28-2022

Name & Address of the Community/Habitation: Rallivedhi visakhapatnam.

Instructions to Students for Community Service Project

Please read the detailed Guidelines on Community Service Project hosted on the website of AP State Council of Higher Education <https://apsche.ap.gov.in>

Link:

<https://apsche.ap.gov.in/Pdf/Guidelines%20for%20the%20OJT%20Internship%20Community%20Service%20Project.pdf>

1. It is mandatory for all the students to complete 2 months (180 hours) of Community Service Project as a part of the 10 month mandatory internship/on the job training.
2. Consider yourself as a committed volunteer in the community, you work with.
3. Every student should identify the village/community/habitation for Community Service Project (CSP) in consultation with the College Principal/the authorized person nominated by the Principal.
4. Report to the community/habitation as per the schedule given by the College. You must make your own arrangements of transportation to reach the community/habitation.
5. You will be assigned with a Faculty Guide from your College. He/She will be creating a WhatsApp group with your fellow volunteers. Post your daily activity done and/or any difficulty you encounter during the programme.
6. You should maintain punctuality in attending the CSP. Daily attendance is compulsory.
7. You are expected to learn about the community/habitation and their problems.
8. Know the leaders and the officials of the community/habitation.
9. While in project, always wear your College Identity Card.
10. If your College has a prescribed dress as uniform, wear the uniform daily.
11. Identify at least five learning objectives in consultation with your Faculty Guide. These learning objectives can address:
 - Information about the community, including the realities and problems of the society.
 - Need for creating awareness on socially relevant aspects/programs.
 - Acquiring specific Life Skills.
 - Learning areas of application of knowledge and technologies related to your discipline.
 - Identifying developmental needs of the community/habitation.

12. Practice professional communication skills with team members, and with the leaders and officials of the community. This includes expressing thoughts and ideas effectively through oral, written, and non-verbal communication, and utilizing listening skills.
13. **Be regular in filling up your Program Book. It shall be filled up in your own handwriting. Add additional sheets wherever necessary.**
14. At the end of Community Service Project, you shall be evaluated by the person in-charge of the community/habitation to whom you report to.
15. There shall also be evaluation at the end of the community service by the Faculty Guide and the Principal.
16. Do not indulge in any political activities.
17. Ensure that you do not cause any disturbance to the inhabitants or households during your interaction or collection of data.
18. Be cordial but not too intimate with the persons you come across during your service activities.
19. You should understand that during this activity, you are the ambassador of your College, and your behavior during the community service programme is of utmost importance.
20. If you are involved in any discipline related issues, you will be withdrawn from the programme immediately and disciplinary action shall be initiated.
21. Do not forget to keep up your family pride and prestige of your College.
22. Remember that you are rendering valuable service to the society and your role in the community development will become part of the history of the community.

Community Service Project Report

Submitted in accordance with the requirement for the degree of

Name of the College: Mrs. AVN College

Department: BSC (CBZ) chemistry, botany, zoology

Name of the Faculty Guide: P. VENKAT RAO

Duration of the CSP: From. Oct.. To.. Dec. 28

Name of the Student: B. Sharonroja

Programme of Study : 1

Year of Study: 1st year

Register Number: 720130805219

Date of Submission: 16/03/2023

Student's Declaration

I, G. Shanna student of U.S.P. Program, Reg. No. 7201301024 of the Department of Chemistry, Mrs. A.V.N College do hereby declare that I have completed the mandatory community service from Oct-21 to Dec-23 in Jalasi peta. (Name of the Community/Habitation) under the Faculty Guidship of P. Venkatarao (Name of the Faculty Guide), Department of Chemistry in Mrs. A.V.N. College.

G. Shanna
(Signature and Date)
18/03/2023

Endorsements

RK
Faculty Guide P. KRISHNA KUMARI
HOD IN CHEMISTRY
DEPARTMENT OF CHEMISTRY
MRS. A.V.N. COLLEGE
VISAKHAPATNAM-530001

[Signature]
Head of the Department

[Signature]
Principal
PRINCIPAL
MRS. A.V.N. COLLEGE
VISAKHAPATNAM

Certificate from Official of the Community

This is to certify that B. Sharanrao Ja..... (Name of the Community Service Volunteer) Reg. No 120130805219 of M.S. V. A. M. College (Name of the College) underwent community service in Jalari. peta..... (Name of the Community) from Oct. - 01..... to Dec. - 28.....

The overall performance of the Community Service Volunteer during his/her community service is found to be Good..... (Satisfactory/Good).


Authorized Signatory with Date and Seal



ACKNOWLEDGEMENTS

first of all, I would like to express my gratitude to Almighty to enabling me to complete this report on "Blood Test"

"Importance of blood testing"
Successful completion of any type of project requires help from a number of persons.

I have also taken help from different people from preparation of this report now, there is a little effort to show my deep gratitude to that helpful person.

I convey my sincere gratitude to my Academic Mr. Venkatesh Head of the department of Chemistry of Mrs. AVN College. Without his kind discession and proper guidance this study would have been a little success. In every phase of project his supervision and guidance shaped this report.

CHAPTER 1: EXECUTIVE SUMMARY

The community service report shall have only a one-page executive summary. It shall include a brief description of the Community and summary of all the activities done by the student in CSP and five or more learning objectives and outcomes.

The main purpose of blood group testing is, we all should be aware of our blood groups. It plays a very important role when it comes to having a blood transfusion knowing our blood groups helps us to select appropriate blood for transfusion there during any emergencies or accidents.

In blood testing we should take materials like toothpicks, blood sample. Alcohol swabs, lancet, clean glass slide, sterile cotton because biohazard disposal containers, monoclonal antibodies (Anti-A, B, and D) all these equipments will be readily available in a blood test tool kit. Then take a clean glass slide & draw three circles on it unpack add Anti-A, to the second circle add Anti-B & to the third circle add Anti-D with the help of dropper. Now wipe the ring fingers with the alcohol swabs and softly heal the finger tip, where the blood sample will be collected. I lick the ring finger. Suck with the lancet & wipe off the first drop of the blood. As samples gently with the help of toothpick & wait for a min toothpick

CHAPTER 2: OVERVIEW OF THE COMMUNITY

- About the Community/Village/Habitation including historical profile of the community/habitation, community diversity, traditions, ethics and values.
- Brief note on Socio-Economic conditions of the Community/Habitation.

It is the one of the oldest settlements in the city of Visakhapatnam in the Indian state of Andhra Pradesh. The area, which falls under the broad administrative limits of Greater Visakhapatnam Municipal Corporation it is the main residential of the city there are many old monuments municipal office Town Hall Visakhapatnam, reading room and Government Victoria Hospital

Cleanliness is often achieved through cleaning. Culturally, cleanliness is usually a good quality as indicated by the aphorism:

"Cleanliness is next to Godliness"
and may be regarded as contributing to other ideas such as health and beauty.

As an assertion of moral superiority or respectability cleanliness has played a role in establishing cultures values relation to social class humanitarianism, and cultural imperialism.

CHAPTER 3: COMMUNITY SERVICE PART

Description of the Activities undertaken in the Community during the Community Service Project. This part could end by reflecting on what kind of values, life skills, and technical skills the student acquired.

Blood tests have a variety of uses and are one of the most common types of medical tests done more over a blood test can be used to

Grade your general state of health assess if you have
Can infection.

See how well certain organs, such as your liver and kidneys are working

screen you for certain genetic conditions kind out if you are at risk of heart disease Assess how whether you are at the condition of blood clotting

diagnose disease such as cancer anemia and coronary heart disease

The majority of blood tests will only take couple of minutes to have done, and are carried out at your GP surgery or local hospital by a doctor nurse or phlebotomist

12

ACTIVITY LOG FOR THE FIRST WEEK

DAY & DATE	BRIEF DESCRIPTION OF THE DAILY ACTIVITY	LEARNING OUTCOME	Person In-charge Signature
Day - 1	surveying starts at first day	Introduction / Interface with villagers	<u>Poo</u>
Day - 2	surveying the rural area	Data Collection and Analysing	<u>Poo</u>
Day - 3	surveying the rural area	Data Collection and Analysing	<u>Poo</u>
Day - 4	surveying the rural area	Data Collection and Analysing	<u>Poo</u>
Day - 5	Surveying the rural area.	Data Collection and Analysing	<u>Poo</u>
Day - 6	surveying the rural area.	Data Collection and Analysing	<u>Poo</u>

WEEKLY REPORT

WEEK - 1 (From Dt. 08.11.2021..... to Dt. 14.11.2021)

Objective of the Activity Done: To collect demographic data.

Detailed Report:

In this week, our (met) mentor made a team with 15 members to do community service project in the Relliveedhi, which is under K.G.H besides, Visakhapatnam municipality corporation. And we selected topic is "Blood grouping".

- * CHECKING of blood types by knowing their responses in the surveyed area.
- * To indicate people, and checking the area.
- * Area has cement roads with street lights and areas garbage canas system
- * This area is behind the seashore
- * Area has multiple water to drinking purpose

In this, first week, we collectively surveyed village/area demographic data we had a data that villages/area people shared with us in the first week.

DAY & DATE	BRIEF DESCRIPTION OF THE DAILY ACTIVITY	LEARNING OUTCOME	Person In-charge Signature
Day - 1	General Survey starts from today in village	sample collection and Analysis	<u>hu</u>
Day - 2	1st day collected samples. Results given today	Blood groups of the given people of 1st day	<u>hu</u>
Day - 3	Again surveyed and sample collected in villagers	sample collection and Analysis	<u>hu</u>
Day - 4	surveying the villagers	Data collection and Analysis	<u>hu</u>
Day - 5	Surveying the villages	Data collection and Analysis	<u>hu</u>
Day - 6	Surveying the villages	Data Collection and Analysis.	<u>hu</u>

WEEKLY REPORT

WEEK - 2 (From Dt...~~02.10~~... to Dt...16.....)

Objective of the Activity Done: surveying & collecting samples of blood.

Detailed Report:

In this second week, we (team) continued surveying the remain houses in Pelliveedhi area, besides the K.G.H. Visakhapatnam. And our survey will be ended in next two weekends.

When compared with first week, we had lot of experiences with villages while conducting survey in the village. The experiences are:

- * villages are still believing "superstitions"
- * They don't have awareness on the "blood groups"
- * many young people are went to different places for education and employment.
- * people are believing in the Community (or) caste variations
- * During survey, we have see only small children and aged women and above 30 years aged people.
- * No. of houses surveyed = 20
- * No. of houses in area = above 100
- * There are above 5 handicapped persons in this area.
- * fishing is the major source of this area people.

ACTIVITY LOG FOR THE THIRD WEEK

DAY & DATE	BRIEF DESCRIPTION OF THE DAILY ACTIVITY	LEARNING OUTCOME	Person In-charge Signature
Day - 1	Blood test campaign is conducted.	collected and analysed	<i>hu</i>
Day - 2	Taking blood samples of every one	collected and analyses	<i>hu</i>
Day - 3	Survey about the blood test campaign.	Taking survey details in Record.	<i>hu</i>
Day - 4	Survey collecting the blood samples	collected and analyses	<i>hu</i>
Day - 5	Giving results of blood test from collecting in day 3 and 4th day	writing the results in the surveying books	<i>hu</i>
Day - 6	Blood test results giving.	writing in the records	<i>hu</i>

WEEKLY REPORT

WEEK - 3 (From Dt. 01.12.23 to Dt. 07.12.23.)

Objective of the Activity Done:

Detailed Report:

In this third week, we have completed 3 campaigns in area to aware the people.







During surveying we found the area people need awareness on the blood donation and determination of blood samples and make a step towards the community development many of the people doesn't know their blood groups. And don't have any idea on the donation of blood.

We collected the sample on the first half days of the week and later the second half days we will give this sample results and make them aware on the blood groups.

During the survey many of the people ask about their percentage of blood. But we check the blood groups and we tell them we checked later.

To remove superstition the blood group campaign conducted. To bring an awareness on the blood groups. and also aware about their blood groups.

ACTIVITY LOG FOR THE FOURTH WEEK

DAY & DATE	BRIEF DESCRIPTION OF THE DAILY ACTIVITY	LEARNING OUTCOME	Person In-charge Signature
Day - 1	project implimentation plan is made	Data Analysis critical thinking	
Day - 2	Explaining about the blood group donations	Communication coverage.	
Day - 3	Giving lectures about issues on alcohol and Gutka, pan and park	Communication coverage	
Day - 4	lecturing about the A, B, AB. and O Blood groups	Communication coverage problem solving	
Day - 5	Programmes on the blood types disease	problem solving of communication coverage	
Day - 6	Programme implenutes in area.	To develop the are pepple knowl edge on blood types	

WEEKLY REPORT

WEEK - 4 (From Dt. Dec. 19.. to Dt. Dec. 25..)

Objective of the Activity Done: project implementation in village.

Detailed Report:

In this fourth week, we have implemented our project in velliveedhi, visakhapatnam. This implementation of project included explaining about the blood groups and disease affected by the different types of blood. And the blood groups of "A, B, AB" and "O". by this week end our project will be ended

explaining about both uses and disadvantages on the blood groups. And the uses of donation of blood.

Giving lectures about the A Konel, pan, Panam and Gutka disadvantages while using them.







and explain about the blood group donations.

and give more information for the blood.

explained about the "ABO" blood types and giving the lectures about on the blood donation and benefits on the donation of blood.

we asked the area (ple) people about to knowing the blood donation groups. In the week, we are very satisfy for the support of villagers, have known very careful informations and giving the guidance from me and my teammates

ACTIVITY LOG FOR THE FIFTH WEEK

DAY & DATE	BRIEF DESCRIPTION OF THE DAILY ACTIVITY	LEARNING OUTCOME	Person In-charge Signature
Day - 1	organizing the primary data collected through survey.	writing data analysis.	
Day - 2	Tabulation of collected data for analysis.	Data Analysis Decision-making	
Day - 3	making diagrammatic graphs for tables for better understanding	Analysis and problem solving	
Day - 4	Analysing the organized data and collected data from more sources.	Analytics data analysis, research	
Day - 5	making data suitable to form final and final report and final report making	Decision making project management	
Day - 6	submission of final report made by team in college.	community service project final report submitted & completed.	

WEEKLY REPORT

WEEK - 5 (From Dt. 25... to Dt. 28...)

Objective of the Activity Done: project final report making

Detailed Report:

On this week, we the 5 members of our team had gathered in college and analyzed the raw data collected during survey. The primary data was clearly and neatly observed data in graphs. We made final report of our survey data and submitted in college.

First we organized the primary data collected through survey. Then we discussed within our team on the final report and how to make it. We analyzed the raw data and made tabulation of raw data for easy understanding and further study.

Then the tabular data made into a graphical representation. By the graphical representation/diagrammatic of data everyone understood the data irrespective of literacy.

The final report was made with tabular data, graphical data, diagrammatic and description of data. At last we submitted our report to the college.

We have worked daily 6 hours for this project. Totally we have worked 180 hrs (30 days x 6 hrs = 180 hrs) to complete and submit this project. We enjoyed in this completion of project.

CHAPTER 5: OUTCOMES DESCRIPTION

Details of the Socio-Economic Survey of the Village/Habitation. Attach the questionnaire prepared for the survey.

SOCIO-ECONOMIC SURVEY OF RGM VEGDIAT:

Rellivechi area is located in Vespachapatna besides the K.G.H. And this area people are belonging to only one community, maximum of people depending on the fishing. few families from migrated areas are struggling. Historically this area people are good. Except in daily category, this area is socially very fine that the area people have more cording among them. They used to live in segments according to their communities. They collectively celebrate festively grandly.

QUESTIONNAIRE USED IN THE SURVEY

- * Do you know your blood group?
- * Do you know the benefit of blood donation?
- * Have you donated your blood previously?
- * If yes, how many times you have donated the blood?
- * Have you feel any healthy issues arise to the donation of blood?
- * If not donated why?
- * Are you an alcoholic? and use to chew bad items?

COMMUNITY SERVICE PROJECT

BLOOD GROUPING TEST

NAME OF THE RECIPIENT :- M. Rathnam

AGE :- 32 Years

GENDER :- female

MARITAL STATUS :- married

ADDRESS :- chengal rao pete, post Area, visakhapatnam, Andhra Pradesh.
530001, India

- > 1. TYPE OF BLOOD GROUP.
() A+ () A- () B+ () B- () AB+ () AB- () O+ () O-
- > 2. DO YOU KNOW THE BENEFITS OF BLOOD DONATION ?
() YES. () NO.
- > 3. HAVE YOU DONATED YOUR BLOOD PREVIOUSLY ?
() YES. () NO.
- > 4. IF YES HOW MANY TIMES HAVE DONATED BLOOD ?
() ONE TIME. () TWO TIMES. () THREE TIMES.
() MORE THAN 3 TIMES. () NO.
- > 5. HAVE YOU FEEL ANY HEALTH ISSUE DUE TO BLOOD DONATION ?
() YES. () NO.
- > 6. IF NOT DONATED WHY ?
() DUE TO HEALTH ISSUE.
() FEAR OF BLOOD DEFICIENCY.
() FEAR OF NEEDLE.
() DUE TO LOW BLOOD.

COMMUNITY SERVICE PROJECT

BLOOD GROUPING TEST

NAME OF THE RECIPIENT :- G. Yellamma
AGE :- 45 Years
GENDER :- Female
MARITAL STATUS :- married
ADDRESS :- Chengala Rao peta, Jalarepetta, Port Area, Visakhapatnam
Andhra Pradesh 530020, India.

- > 1. TYPE OF BLOOD GROUP.
() A+ () A- () B+ () B- () AB+ () AB- () O+ () O-
- > 2. DO YOU KNOW THE BENEFITS OF BLOOD DONATION ?
() YES. () NO.
- > 3. HAVE YOU DONATED YOUR BLOOD PREVIOUSLY ?
() YES. () NO.
- > 4. IF YES HOW MANY TIMES HAVE DONATED BLOOD ?
() ONE TIME. () TWO TIMES. () THREE TIMES.
() MORE THAN 3 TIMES. () NO.
- > 5. HAVE YOU FEEL ANY HEALTH ISSUE DUE TO BLOOD DONATION ?
() YES. () NO.
- > 6. IF NOT DONATED WHY ?
() DUE TO HEALTH ISSUE.
() FEAR OF BLOOD DEFICIENCY.
() FEAR OF NEEDLE.
() DUE TO LOW BLOOD.

COMMUNITY SERVICE PROJECT

BLOOD GROUPING TEST

NAME OF THE RECIPIENT :- A. Govindh Raju
AGE :- 52 years
GENDER :- male
MARITAL STATUS :- married
ADDRESS :- Punjabi Hotel, Jalari Peta, Visakhapatnam
530001, Andhra Pradesh, India.

- 1. TYPE OF BLOOD GROUP.
() A+ () A- () B+ () B- () AB+ () AB- () O+ () O-
- 2. DO YOU KNOW THE BENEFITS OF BLOOD DONATION ?
() YES. () NO.
- 3. HAVE YOU DONATED YOUR BLOOD PREVIOUSLY ?
() YES. () NO.
- 4. IF YES HOW MANY TIMES HAVE DONATED BLOOD ?
() ONE TIME. () TWO TIMES. () THREE TIMES.
() MORE THAN 3 TIMES. () NO.
- 5. HAVE YOU FEEL ANY HEALTH ISSUE DUE TO BLOOD DONATION ?
() YES. () NO.
- 6. IF NOT DONATED WHY ?
() DUE TO HEALTH ISSUE.
() FEAR OF BLOOD DEFICIENCY.
() FEAR OF NEEDLE.
() DUE TO LOW BLOOD.

COMMUNITY SERVICE PROJECT

BLOOD GROUPING TEST

NAME OF THE RECIPIENT :- k. padisetti
AGE :- 45 years
GENDER :- male
MARITAL STATUS :- married
ADDRESS :- Punjabi Hotel, Visakhapatnam, Andhra Pradesh, -
530001, India.

- 1. TYPE OF BLOOD GROUP.
() A+ () A- () B+ () B- () AB+ () AB- () O+ () O-
- 2. DO YOU KNOW THE BENEFITS OF BLOOD DONATION ?
() YES. () NO.
- 3. HAVE YOU DONATED YOUR BLOOD PREVIOUSLY ?
() YES. () NO.
- 4. IF YES HOW MANY TIMES HAVE DONATED BLOOD ?
() ONE TIME. () TWO TIMES. () THREE TIMES.
() MORE THAN 3 TIMES. () NO.
- 5. HAVE YOU FEEL ANY HEALTH ISSUE DUE TO BLOOD DONATION ?
() YES. () NO.
- 6. IF NOT DONATED WHY ?
() DUE TO HEALTH ISSUE.
() FEAR OF BLOOD DEFICIENCY.
() FEAR OF NEEDLE.
() DUE TO LOW BLOOD.

COMMUNITY SERVICE PROJECT

BLOOD GROUPING TEST

NAME OF THE RECIPIENT :- p. lakshmi
AGE :- 26 years
GENDER :- Femal
MARITAL STATUS :- married
ADDRESS :- Jalaripeeta, Post Area, visakhapatnam, Andhra pradesh
530001, India.

- > 1. TYPE OF BLOOD GROUP.
() A+ () A- () B+ () B- () AB+ () AB- () O+ () O-
- > 2. DO YOU KNOW THE BENIFITS OF BLOOD DONATION ?
() YES. () NO.
- > 3. HAVE YOU DONATED YOUR BLOOD PREVIOUSLY ?
() YES. () NO.
- > 4. IF YES HOW MANY TIMES HAVE DONATED BLOOD ?
() ONE TIME. () TWO TIMES. () THREE TIMES.
() MORE THAN 3 TIMES. () NO.
- > 5. HAVE YOU FEEL ANY HEALTH ISSUE DUE TO BLOOD DONATION ?
() YES. () NO.
- > 6. IF NOT DONATED WHY ?
() DUE TO HEALTH ISSUE.
() FEAR OF BLOOD DEFICIENCY.
() FEAR OF NEEDLE.
() DUE TO LOW BLOOD.

COMMUNITY SERVICE PROJECT

BLOOD GROUPING TEST

NAME OF THE RECIPIENT :- P. RAVE

AGE :- 30 YEARS

GENDER :- MALE

MARITAL STATUS :- MARRIED

ADDRESS :- punjabi Hotel Road, Chengal Rao Peta, Port Area,
visakhapatnam, ANdhra Pradesh 530020, India

- > 1. TYPE OF BLOOD GROUP.
() A+ () A- () B+ () B- () AB+ () AB- () O+ () O-
- > 2. DO YOU KNOW THE BENIFITS OF BLOOD DONATION ?
() YES. () NO.
- > 3. HAVE YOU DONATED YOUR BLOOD PREVIOUSLY ?
() YES. () NO.
- > 4. IF YES HOW MANY TIMES HAVE DONATED BLOOD ?
() ONE TIME. () TWO TIMES. () THREE TIMES.
() MORE THAN 3 TIMES. () NO.
- > 5. HAVE YOU FEEL ANY HEALTH ISSUE DUE TO BLOOD DONATION ?
() YES. () NO.
- > 6. IF NOT DONATED WHY ?
() DUE TO HEALTH ISSUE.
() FEAR OF BLOOD DEFICIENCY.
() FEAR OF NEEDLE.
() DUE TO LOW BLOOD.

COMMUNITY SERVICE PROJECT

BLOOD GROUPING TEST

NAME OF THE RECIPIENT :- K. Raja

AGE :- 36 years

GENDER :- male

MARITAL STATUS :- married

ADDRESS :- Chengala Aoopeta, Jalaxipeta, Post A91ea,
Visakhapatnam, Andhra Pradesh 530001, India

- 1. TYPE OF BLOOD GROUP.
 A+ A- B+ B- AB+ AB- O+ O-
- 2. DO YOU KNOW THE BENIFITS OF BLOOD DONATION ?
 YES. NO.
- 3. HAVE YOU DONATED YOUR BLOOD PREVIOUSLY ?
 YES. NO.
- 4. IF YES HOW MANY TIMES HAVE DONATED BLOOD ?
 ONE TIME. TWO TIMES. THREE TIMES.
 MORE THAN 3 TIMES. NO.
- 5. HAVE YOU FEEL ANY HEALTH ISSUE DUE TO BLOOD DONATION ?
 YES. NO.
- 6. IF NOT DONATED WHY ?
 DUE TO HEALTH ISSUE.
 FEAR OF BLOOD DEFICIENCY.
 FEAR OF NEEDLE.
 DUE TO LOW BLOOD.



GPS Map Camera

Visakhapatnam, Andhra Pradesh, India
 P72X+CFJ, Punjabi Hotel Rd, Burujupeta, Chengal
 Rao Peta, Port Area, Visakhapatnam, Andhra Pradesh
 530001, India



GPS Map Camera

Visakhapatnam, Andhra Pradesh, India
 P72X+8QV, Chengala Rao Peta, Jalaripeta, Port Area,
 Visakhapatnam, Andhra Pradesh 530001, India
 Lat 17700786°
 Long 83.299487°
 18/09/22 03:15 PM GMT +05:30



GPS Map Camera

Visakhapatnam, Andhra Pradesh, India
 P72X+FHC, Jalaripeta, Port Area,
 Visakhapatnam, Andhra Pradesh 530001, India
 Lat 17.701188°
 Long 83.298853°
 18/09/22 03:20 PM GMT +05:30



GPS Map Camera

Visakhapatnam, Andhra Pradesh, India
 P72X+FHC, Jalaripeta, Port Area,
 Visakhapatnam, Andhra Pradesh 530001, India
 Lat 17.701188°
 Long 83.298853°



GPS Map Camera

Visakhapatnam, Andhra Pradesh, India
 20-112-72/8/1, Chengala Rao Peta, Jalaripeta, Port
 Area, Visakhapatnam, Andhra Pradesh 530020, India
 Lat 17.70128°
 Long 83.299818°
 18/09/22 02:58 PM GMT +05:30



Visakhapatnam, Andhra Pradesh
P72X+FHC, Jalaripeta, Port Area,
Visakhapatnam, Andhra Pradesh 5
Lat 17.701186°
Long 83.298853°
16/09/22 03:20 PM GMT +05:30



Visakhapatnam, Andhra Pradesh
21-42-1/2, Punjabi Hotel Rd, Chengal R
Area, Visakhapatnam, Andhra Pradesh
Lat 17.701179°
Long 83.298526°
16/09/22 03:33 PM GMT +05:30



Visakhapatnam, Andhra Pradesh
P72X+FHC, Jalaripeta, Port Area,
Visakhapatnam, Andhra Pradesh 5
Lat 17.701186°
Long 83.298853°
16/09/22 03:20 PM GMT +05:30



Visakhapatnam, Andhra Pradesh
P72X+CFJ, Punjabi Hotel Rd, Burujupeta,
Rao Peta, Port Area, Visakhapatnam, And
530001, India
Lat 17.701088°
Long 83.298575°
16/09/22 03:35 PM GMT +05:30

Student Self-Evaluation for the Community Service Project

Student Name: B. Saranya
Registration No: 720130605219
Period of CSP: From: Oct-1 To: Dec-28
Date of Evaluation: 16/03/2023
Name of the Person in-charge: P. Venkatesh
Address with mobile number: 6302816236

Please rate your performance in the following areas:

Rating Scale: 1 is lowest and 5 is highest rank

1) Oral communication	1	2	3	4	5
2) Written communication	1	2	3	4	5
3) Proactiveness	1	2	3	4	5
4) Interaction ability with community	1	2	3	4	5
5) Positive Attitude	1	2	3	4	5
6) Self-confidence	1	2	3	4	5
7) Ability to learn	1	2	3	4	5
8) Work Plan and organization	1	2	3	4	5
9) Professionalism	1	2	3	4	5
10) Creativity	1	2	3	4	5
11) Quality of work done	1	2	3	4	5
12) Time Management	1	2	3	4	5
13) Understanding the Community	1	2	3	4	5
14) Achievement of Desired Outcomes	1	2	3	4	5
15) OVERALL PERFORMANCE	1	2	3	4	5

Date: 16/03/2023

B. Saranya
Signature of the Student

Evaluation by the Person in-charge in the Community/Habitation

Student Name: B. Satish Raja
 Registration No: 720130805219
 Period of CSP: From: Oct-1 To: Dec-28
 Date of Evaluation: 16/03/2023
 Name of the Person in-charge: P. Venkatesh Rao, Senior prof., in dept of chemistry
 Address with mobile number:

Please rate the student's performance in the following areas:

Please note that your evaluation shall be done independent of the Student's self-evaluation


Rating Scale: 1 is lowest and 5 is highest rank

1) Oral communication	1	2	3	4	5
2) Written communication	1	2	3	4	5
3) Proactiveness	1	2	3	4	5
4) Interaction ability with community	1	2	3	4	5
5) Positive Attitude	1	2	3	4	5
6) Self-confidence	1	2	3	4	5
7) Ability to learn	1	2	3	4	5
8) Work Plan and organization	1	2	3	4	5
9) Professionalism	1	2	3	4	5
10) Creativity	1	2	3	4	5
11) Quality of work done	1	2	3	4	5
12) Time Management	1	2	3	4	5
13) Understanding the Community	1	2	3	4	5
14) Achievement of Desired Outcomes	1	2	3	4	5
15) OVERALL PERFORMANCE	1	2	3	4	5

Date: 16/03/2023

Signature of the Supervisor





Virtual Internship Completion Certificate

This is to certify that

Baka sharonroja

has successfully completed 10 weeks

Cybersecurity Virtual Internship

During Sep - Nov 2022



Supported By

Prof. K. Hemachandra Reddy
Chairman, Andhra Pradesh State
Council of Higher Education

Saravanan Rajagopal
Training Partner Manager, APAC
Palo Alto Networks

Dr. Satya Ranjan Biswal
Chief Technology Officer (CTO)
EduSkills

